

【SPECIFICATION】

■CRANE Specification

Description	KATO FULLY HYDRAULIC ALL TERRAIN CRANE	
Model	KA-3000RX	
Maximum lifting capacity	300ton×2.5m	
Boom length	14.4 m — 55.0m (5 section)	
SL jib length	10.85m — 35.0m (4 section)	
Heavy lift jib length	13m・22m・31m・40m・47m・54m (6 section)	
Hoisting line speed (winch up)	Main winch	High-speed : 135m / min. (at 3rd layer) Low-speed : 80m / min. (at 3rd layer)
	Auxiliary winch	High-speed : 135m / min. (at 3rd layer) Low-speed : 80m / min. (at 3rd layer)
Hoisting hook speed (winch up)	Main winch	(Parts of line; 28) : 5.7m / min. (at 3rd layer)
	Auxiliary winch	(Parts of line; 1) : 135m / min. (at 3rd layer)
Boom derricking angle	-1.0° — 85°	
Boom derricking time	105s / -1.0° — 85°	
Boom extending speed	40.6m / 260s	
Slewing speed	High	1.4min ⁻¹
	Low	0.7min ⁻¹
Speed / Time	Subject to no load	

●Equipment and structure

Winch system Main & Auxiliary winches			Driven by axial plunger type hoisting motor through planetary gear reduction. Controlled independently by 2-speed (high/low) selection type respective operating lever. Equipped with automatic brake.
Counterweight			105ton, 93ton, 81ton, 69ton, 51ton, 41ton, 31ton, 21ton, 11ton, Hydraulic removal system
Outriggers	Type	Hydraulic H-beam type (2section) with side support	
	Extension width	9,400mm (Fully extended)	
		8,400mm (Intermediately extended)	
		7,400mm (Intermediately extended)	
		6,400mm (Intermediately extended)	
Wire rope for hoisting	Main winch	Diameter: 24mm×Length: 400m	
	Auxiliary winch	Diameter: 24mm×Length: 400m	

●Engine

Maker	Mercedes-Benz		
Model	OM906LA (Stage 3A)		
Type	4 cycle, 6 cylinders, water cooled, direct injection turbo-charged diesel engine with intercooling		
Piston displacement	6.37L		
Max. power	205kW at 2200min ⁻¹		
Max. torque	1100N・m at 1200min ⁻¹		
Electric system	24V		
Batteries	(12V-120AH)×2		
Fuel tank capacity	305L		

●Hydraulic system

Oil pump			Double variable axial plunger pump and Swash plate type variable piston pump and Gear pump
Hydraulic motor	Hoisting motor	Variable axial plunger type	
	Slewing motor	Axial plunger type	
Control valve			Double acting with integral check and relief valves
Cylinder			Double acting type
Oil reservoir capacity			2060L

●Safety devices

		ACS (Automatic Crane System with voice alarm), Working range limit mode, Outrigger status detector, Boom derricking / telescoping holding valve, Overhoist prevention device, Winch holding valve, Automatic winch brake, Winch drum roller, Outrigger lock pins, Slewing lock, Slewing brake, Hydraulic safety valves, Side mirror, Winch drum turning indication device, Engine oil pressure warning device, Battery charge warning device, Coolant temperature warning device, Coolant level warning device, Fuel level warning device, Hydraulic oil return filter warning device, Hydraulic oil temperature warning device, ACS outside indicator, Stanchion on boom, Stanchion on counterweight, Slewing warning lamp, Outrigger reaction force indication device
--	--	---

●Operator's cab

		All steel welded construction, 1 person, Rubber mounted, Tilttable (approx.15°), Air conditioner, Accessory socket (24V), USB socket (output 5V-2.4A×2), Front windscreen wiper & washer, Roof window wiper & washer, Access step light, AM/FM Radio, Floor mat, Foot lamp, Power Window (external closing switch), Sun visor, Fire extinguisher
--	--	--

●Standard equipment

		Boom dismount device, Slewing upper structure dismount device, Hydraulic oil cooler, Working light (on table and cab), Working light for dismounting and setting, Searchlight, Winch view camera, PA system, Anemometer, Left side view camera, Pilot winch, Hook for 300 / 150 ton, Hook for 83 ton, Hook for 24 ton, Hook for 12 ton with sub weight
--	--	--

●Optional equipment

		Tea table, Wire rope to dismount various things, Slewing warning buzzer, Yellow rev. light, Door visor, Air heater, Radio controller for dismounting and setting, Derrick cylinder stand, Roller stand, HL jib stand
--	--	--

■CARRIER Specification

Maker	KATO
Model	KA6360

●Carrier Specification (Only carrier)

Maximum traveling speed	75km/h
Grade ability (tan θ)	0.60 (computed at G.V.W. = 43,900kg)
Minimum turning radius	11.6m

●General dimensions (Only carrier)

Overall length	15,140mm
Overall width	2,990mm
Overall height	3,200mm
Wheel base	3,200+1,650+1,730+1,820+1,650=10,050mm

Treads	Front	2,500mm
	Rear	2,500mm

Gross vehicle weight	43,940kg
Front axle	17,780kg (1 st and 2 nd Axles)
Rear axle	26,160kg (3 rd , 4 th , 5 th and 6 th Axles)

●General dimensions (Fully equipped)

Overall length	17,740mm
Overall width	2,990mm
Overall height	4,100mm

●Engine

Maker	Mercedes-Benz		
Model	OM502LA (EURO MOT 3B)		
Type	4 cycle, 8 cylinders, water cooled, direct Injection turbo-charged diesel engine with intercooling		
Piston displacement	15.927L		
Max. power	405kW at 1,800min ⁻¹		
Max. torque	2,600N・m at 1,080min ⁻¹		
Torque converter	Engine mounted 3 elements 1 stage (with lock up clutch)		
Transmission	Remote mounted full automatic 5 forward & 1 reverse speed		
Axles	All axles steered		
	1 st , 2 nd , 5 th and 6 th axles driven and have planetary gears reduction and differential lock		
			Inter-axle differential lock on 5 th axle
Suspension			Hydro-pneumatic suspension Hydraulic locking device with suspension cylinder
Brake system	Service brake	2 circuit brake 12 wheels servo-air brake, all axles are equipped with disc brakes	
	Parking brake	Spring applied, electrically air released parking brake (2 nd , 3 rd , 4 th , 5 th and 6 th Axles)	
	Auxiliary brake	Engine brake (Compression brake), Exhaust brake, Hydraulic retarder	
Steering			Semi-integral hydraulic power steering of front three axles and automatic steering of the 4 th , 5 th and 6 th axles
Tire size			12 tires, 445 / 95 R25 177E ROAD
Electric system			24V
Batteries			(12V-150AH)×2
Fuel tank capacity			500L
Driver's cab			All steel welded construction, 2 persons

●Safety devices

		Emergency steering device, Engine over speed alarm, Three-point seat belt (Driver), Suspension lock, Electric adjustable side mirrors, Warning reflector, Engine management & warning system, Transmission management & warning system, Radiator coolant level warning device, Low air warning device, Brake light / parking light disconnection warning device, Rear view camera, Brake wear indicator
--	--	---

●Standard equipment

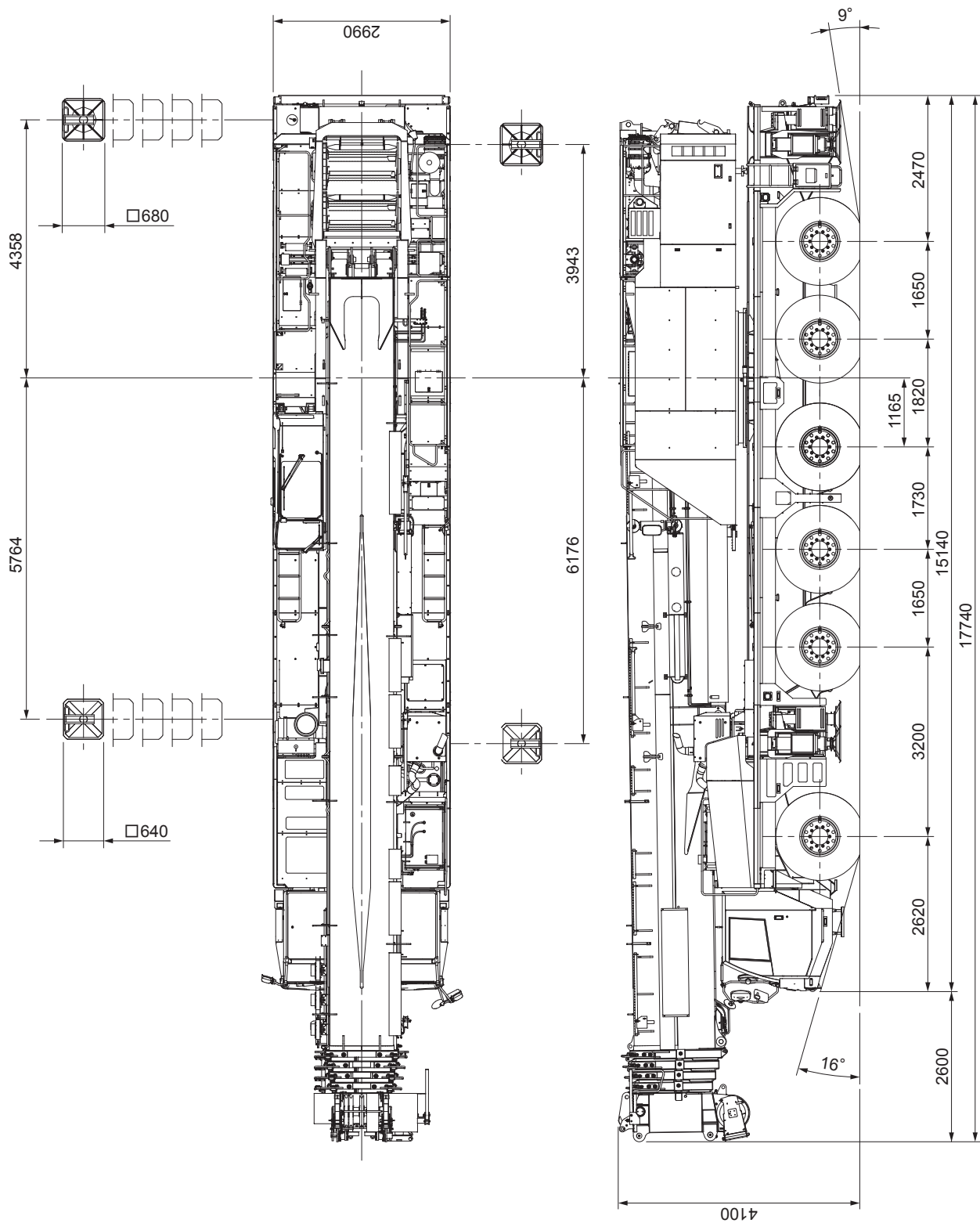
		Adjustable steering wheel, Air conditioner, Power Window, Adjustable suspension seat, Tachograph, Sun visor, Centralized lubricating system, Air dryer, AM/FM Radio, Towing hook (front and rear, eye type), Discharge head lamp, Radio controller for outrigger control
--	--	--

●Optional equipments

		Air heater
--	--	------------

*Note: Destination areas where radio controllers can be used are limited by the Radio Act of each country, so please contact us if necessary.

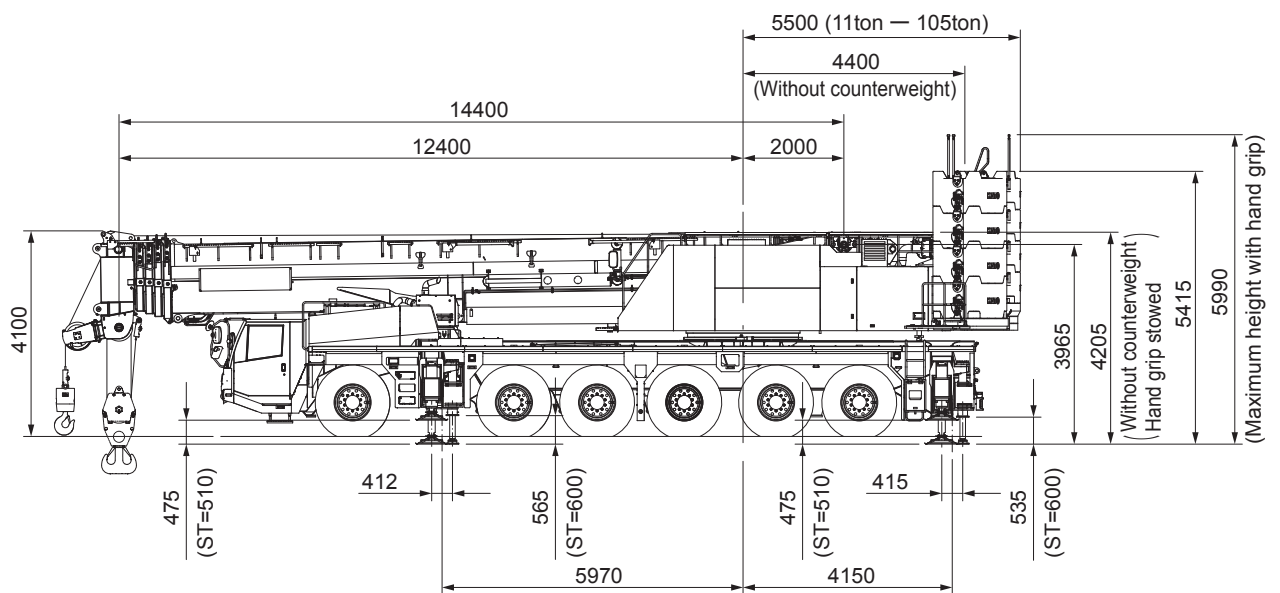
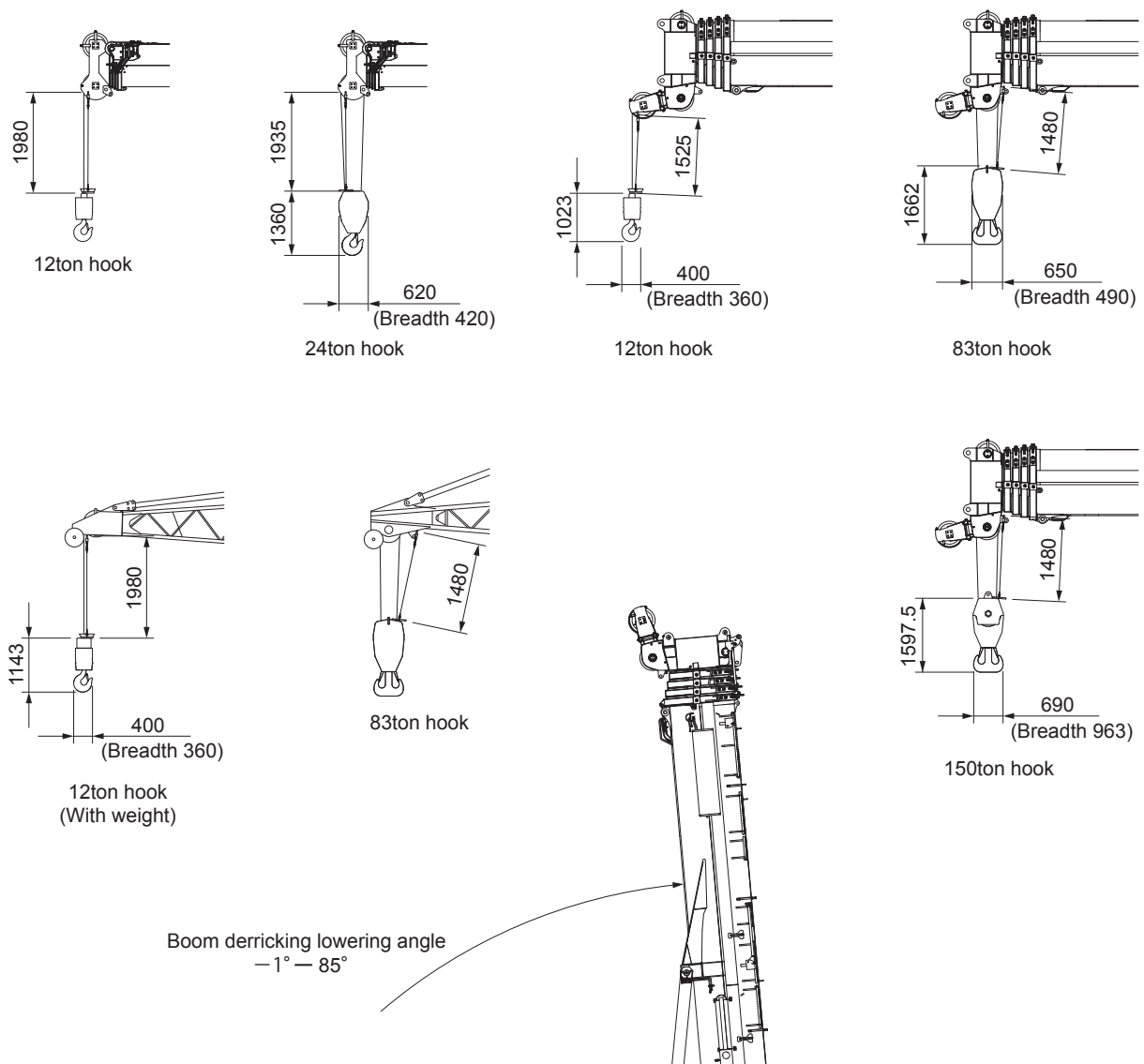
Overall view



Right hand drive

Reduced scale: 1/100 unit (mm)

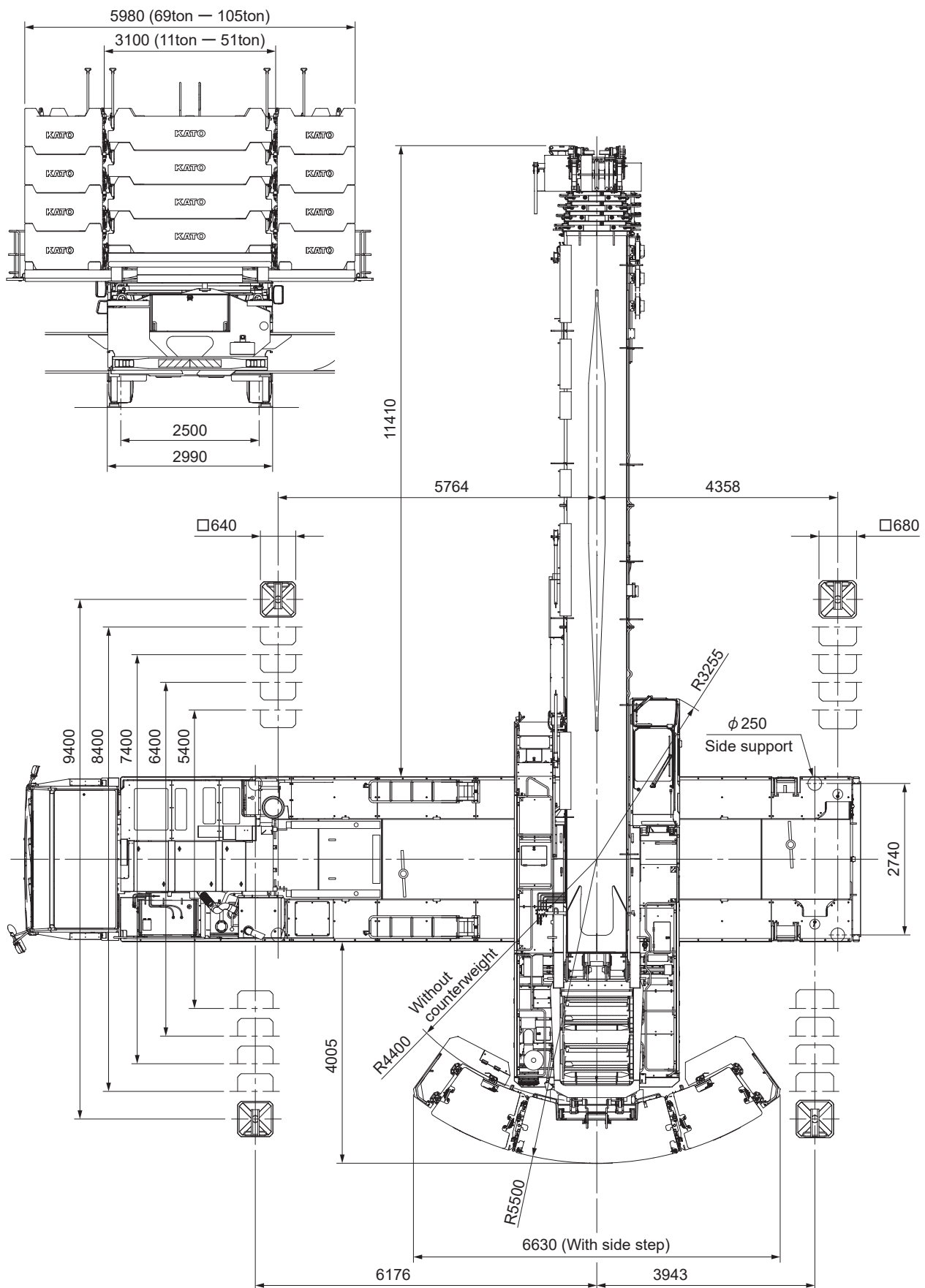
Overall view



Right hand drive

Reduced scale: 1/150 unit (mm)

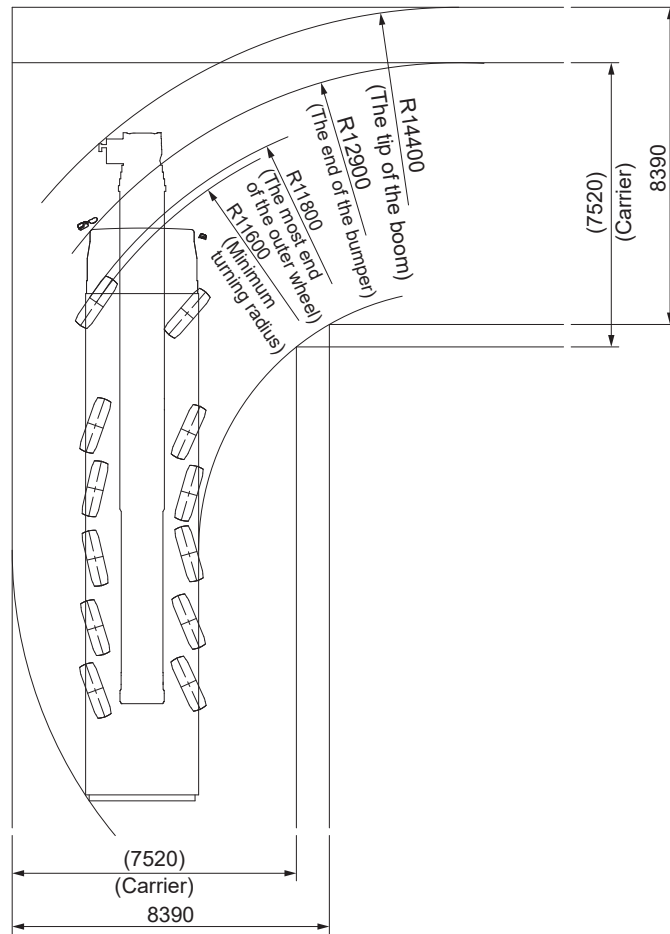
Overall view



Right hand drive

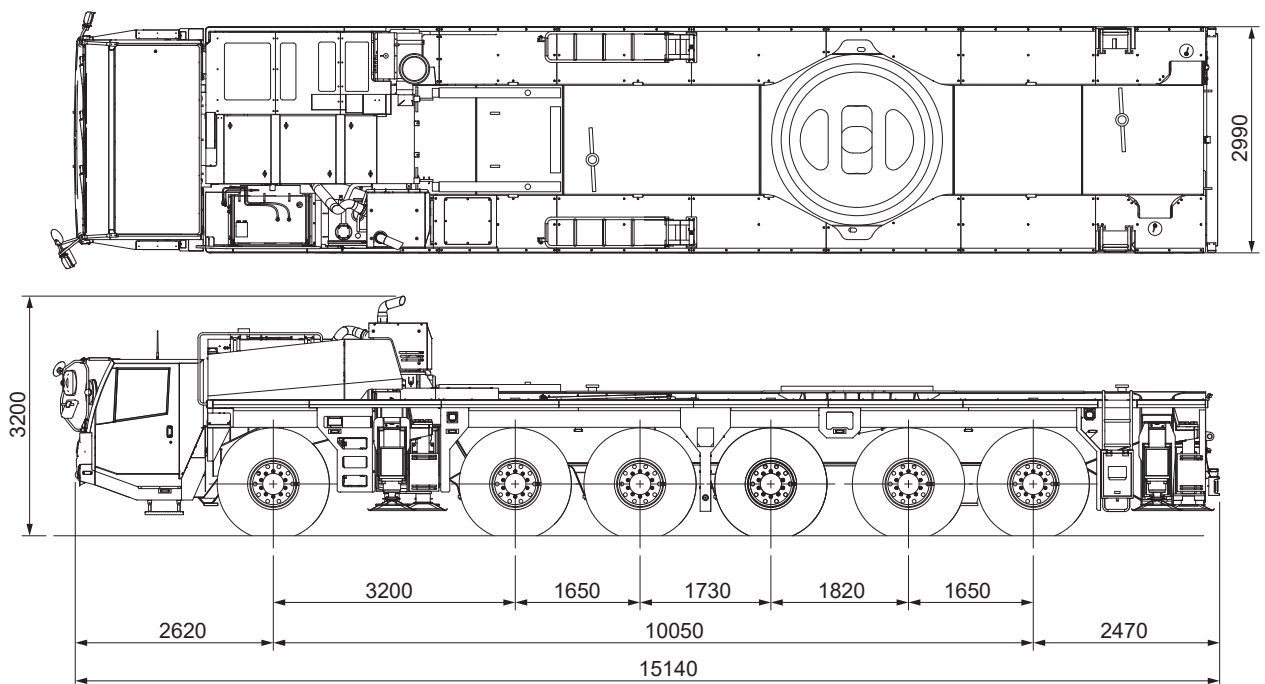
Reduced scale: 1/100 unit (mm)

■ Minimum right-angle passage width for machine with Jib



Right hand drive

■ Public road driving conditions



Right hand drive

Reduced scale: 1/100 unit (mm)